



2241 221st Ave. NE • East Bethel, MN 55011
 Phone: (763) 367-7844 • Fax: (763) 434-9578

SEWER AND WATER CONNECTION PERMIT APPLICATION

JOB ADDRESS: _____

OWNER'S NAME: _____ PHONE: _____

GENERAL CONTRACTOR: _____ PHONE: _____

SWAC CONTRACTOR: _____ PHONE: _____

E-MAIL: _____ PIPELAYERS BOND #: _____

THIS PERMIT BECOMES NULL AND VOID IF WORK OR CONSTRUCTION AUTHORIZED IS NOT COMMENCED WITHIN 180 DAYS, OR IF CONSTRUCTION OR WORK IS SUSPENDED OR ABANDONED FOR A PERIOD OF 180 DAYS AT ANY TIME AFTER WORK IS COMMENCED. I HEREBY CERTIFY THAT I HAVE READ AND EXAMINED THIS APPLICATION AND KNOW THE SAME TO BE TRUE AND CORRECT. ALL PROVISIONS OF LAWS AND ORDINANCES GOVERNING THIS TYPE OF WORK WILL BE COMPLIED WITH WHETHER SPECIFIED HERIN OR NOT. THE GRANTING OF A PERMIT DOES NOT PRESUME TO GIVE AUTHORITY TO VIOLATE OR CANCEL THE PROVISIONS OF ANY OTHER STATE OR LOCAL LAW REGULATING CONSTRUCTION OR THE PERFORMANCE OF CONSTRUCTION.

IMPORATANT NOTES:

1. **WATER METERS ARE REQUIRED FOR ALL LOTS CONNECTED TO CITY WATER, AND REQUIRE A SEPARATE PERMIT FROM THIS SEWER AND WATER CONNECTION PERMIT. WATER METERS ARE PICKED UP AND PAID FOR SEPARATELY AND ARE REQUIRED TO BE PURCHASED FROM THE CITY OF EAST BETHEL.**
2. **A 5 LBS AIR PRESSURE TEST WILL BE REQUIRED ON ALL SEWER CONNECTIONS.**
3. **THE SEWER MUST USE SCHEDULE 40 PIPE.**
4. **IF USING PLASTIC WATER LINES THAN TRACER WIRE NEEDS TO BE INSTALLED.**
5. **CURB STOPS MUST BE AT GRADE. IF THE CURB STOP IS IN THE DRIVEWAY, REFER TO THE DIAGRAM "CURB STOP COVER FOR DRIVEWAY INSTALLATION"**

PLEASE SELECT DISTRICT	
<input type="checkbox"/> Select	<p><u>WHISPERING ASPEN</u> SEWER CONNECTION INSPECTION = \$80 WATER CONNECTION INSPECTION = \$80 SAC MET COUNCIL = \$3,185 SAC WHISPERING ASPEN = \$3,350 WAC WHISPERING ASPEN = \$500 TOTAL = \$7,195</p>
<input type="checkbox"/> Select	<p><u>VIKING PRESERVE (PHASE 1)</u> SEWER CONNECTION INSPECTION = \$80 WATER CONNECTION INSPECTION = \$80 SAC MET COUNCIL = \$3,185 SAC PHASE 1 = \$2,000 WAC PHASE 1 = \$3,600 TOTAL = \$8,945</p>
<input type="checkbox"/> Select <input type="checkbox"/> SAC determination attached to this application <input type="checkbox"/> Sewer Trunk Charge applies	<p><u>COMMERCIAL</u> SEWER CONNECTION INSPECTION = \$80 WATER CONNECTION INSPECTION = \$80 SAC MET COUNCIL = (# OF SAC UNITS) _____ x \$3,185 = _____ SAC PHASE 1 = (# OF SAC UNITS) _____ x \$2,000 = _____ WAC PHASE 1 = (# OF SAC UNITS) _____ x \$3,600 = _____ WAC SALES TAX = (# OF SAC UNITS) _____ x \$256.50 = _____ SEWER TRUNK CHARGE (IF APPLICABLE) = \$11,500 TOTAL = \$ _____</p>
TOTAL \$ _____	

SIGNATURE OF GENERAL CONTRACTOR _____ DATE _____

SIGNATURE OF SWAC CONTRACTOR WITH PIPELAYERS BOND _____ DATE _____

BUILDING OFFICIAL _____ DATE _____



**CITY OF EAST BETHEL APPLICATION FOR
WATER UTILITY SERVICE**

Return to: City of East Bethel, 2241 221ST Avenue NE,
East Bethel, MN 55011 Attn: Utility Billing
Fax: 763-434-9578 Phone: 763-367-7840

Property Information

Address				
Address 2				
Development				
Block#	Lot#		Closing Date	
PIN Number			Occupancy Date	

Property Type Commercial Residential Meter Reading

Owner Information

Name				Meter Numbers (New Constr.)	
Address				S/N	
City/State/Zip				ID#	
Phone	Cell Phone	Email			

Occupant Information (if different) **OR** **Billing Information (if different)**

Name				
Address				
City/State/Zip				
Phone	Cell Phone	Email		

Notes/Other

Commercial Properties, please complete the following fields

Office Telephone	A/P Contact
Hours	A/P Phone

Tax Exempt? No Yes

***NOTE** - Commercial customers will be deemed 100% taxable unless MN Dept of Revenue form ST3 is submitted.

I, THE UNDERSIGNED, HEREBY APPLY FOR UTILITY SERVICES FROM THE CITY OF EAST BETHEL, AND AGREE TO PAY FOR ALL UTILITIES CONSUMED ON THIS PROPERTY WHETHER I BE OWNER, TENANT OR OTHER PERSON. IF AMOUNTS NINETY (90) DAYS PAST DUE ARE NOT PAID BY OCTOBER 1ST OF ANY YEAR, THEY WILL BE CERTIFIED TO THE COUNTY AUDITOR FOR COLLECTION WITH PROPERTY TAXES THE FOLLOWING YEAR PER MN STATUTE 444.075. ADDITIONAL CERTIFICATION CHARGES WILL BE ASSESSED FOR THIS PROCESS.

Signature _____ Date _____

Print Name: _____



East Bethel Community Development

2241 221st Ave NE | East Bethel, MN 55011
Phone: (763) 367-7844 | Fax: (763) 434-9578

SOIL EROSION POLICIES:


Silt Fence Requirements:

The required areas of silt fencing will be indicated on the Certificate of Survey that is returned to the general contractor with the New Home Permit packet.

Silt fencing must be maintained throughout construction and any sagging or tears must be repaired.

Silt fencing is required around

- dirt driveways
- disturbed earth (20 ft from a newly dug foundation)
- front lot lines
- Side and rear lot lines if there is a house or property owned by a different property owner
- between lower elevations on a lot such as drainage ditches
- culverts
- sidewalks



Soil taken out of the ground and placed on the lot (or adjacent lots) must be trucked off site.

Wetlands or wet areas:

Silt fencing is required 20 feet from wet areas.

Driveways:

Aggregate ½ inch to 3 inches in diameter must be placed between a dirt driveway and an improved road before construction begins. This area should be maintained until a bituminous surfaced driveway is installed. If dirt is brought onto the improved road than it must be cleaned off that same day.



The driveway must be bituminous if it connects to an improved road, but if that work will be completed after the Certificate of Occupancy (CO) is issued than escrow can be placed in order to gain a Temp CO. In order to issue Temp CO with driveway escrow than aggregate ½ inch to 3 inches in diameter is required around culverts and the driveway entry.



Storm Drains Located in Curbs / Culverts:

Silt fence should be placed over storm drains located in the curbs. If culverts are required additional erosion techniques are needed so the stones in the driveway do not wash over the culvert.

Silt fence vs. logs:

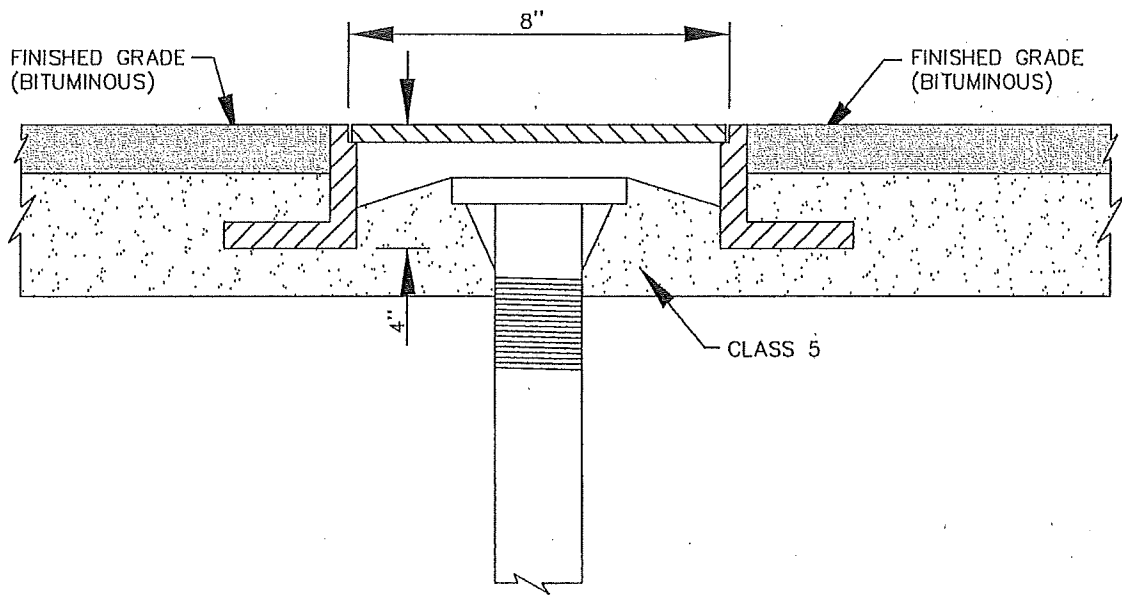
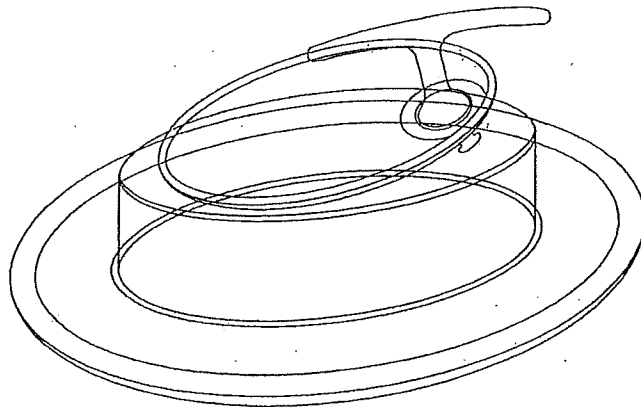
Traditional silt fencing is what is generally approved.

If you wish to use logs, than you must get prior approval from the Community Development Department first.

Sidewalks:

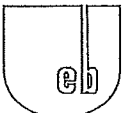
Silt fence is required between the lot line and all sidewalks. If the sidewalk around the property is damaged, the contractor is to take pictures and discuss this with the building inspector before work begins. Otherwise, the contractor will be required to repair the damaged sidewalk before a CO will be issued. If any dirt goes onto the sidewalk, it must be cleaned up that same day.





**CURB STOP COVER FOR
DRIVEWAY INSTALLATION**

NO. SCALE

APPROVED 3-02-05	 <p>CITY OF EAST BETHEL</p>	<p>STANDARD PLATE No. 207</p>
REVISED		